


FORGE METAL PODS

Spec Sheet



METAL PODS



The new Forge Pod Series features multiple pre-determined pod configurations designed to meet the needs of any classroom or shop. Forge Pods offer versatile functionality- they can serve as storage carts, workbenches, shop desks, and more. They pair perfect with the Forge Metal Storage Cabinets!

MATERIALS:

- Butcher Block: 1.5" UV Coated
- Shop Top: 1.5" UV Coated HDF w/ Plywood Core
- Stainless Steel: 1" Food Grade (304)
- Body: 14, 16, and 18 Gauge Steel
- Hinges: 16 Gauge Steel
- Shelf: Stainless Steel on Double Door Configurations
- Body: Cast Aluminum Body w/ Steel Locking Mechanism and a Cable Driven Release
- Casters: All Swivel and Locking Casters (NOT Available on Desk Pods)

STANDARD FEATURES:

- 36"-38.5" H Depending on Top & Base Type
- Heavy Duty Black Metal Pods

OPTIONS/UPGRADES:

- 20 Fixed Pod Configurations-See Pgs.2-3
- Top Types- Shop Top, Maple Butcher Block (60x60 will be split), or (304) Food Grade Stainless Steel
- Glides or Casters (Casters NOT Available on Desk Pods)

POD OPTIONS:	3 DRAWER	6 DRAWER	DOUBLE DOOR
SHELF DIMENSIONS	N/A	N/A	20.5"D X 23.5" W
SHELF WEIGHT CAPACITY:	N/A	N/A	150 LBS
DRAWER GLIDE WEIGHT CAPACITY:	150 LBS	150 LBS	N/A

FORGE 5 YEAR WARRANTY & DAMAGE POLICY

Our all-metal storage line is built to deliver long-lasting durability in demanding CTE environments. Because these products are heavy and precision-crafted, careful handling during transit and installation is essential.

In the event of shipping or handling damage, CEF will evaluate each situation on a case-by-case basis.

- Minor cosmetic damage (such as small scratches or scuffs) will not qualify for replacement. In these cases, CEF will provide a paint touch-up pen matched to the product's finish and may offer a discount at our discretion.
- Damage to non-visible areas (such as sides or backs that are not exposed after installation) will also not qualify for replacement; CEF will evaluate the damage, and a discount may be offered.
- Major visible damage that affects the appearance or functionality of the product will be reviewed individually. Replacement will be approved only when deemed necessary by CEF.

Our goal is to ensure customer satisfaction while maintaining responsible and sustainable warranty practices.

Scan or click
for additional
products

POD CONFIGURATIONS

 **TOP SIZES** (Available in Shop Top, Maple Butcher Block & Food Grade Stainless Steel)

1 POD: NONE

2 POD: 50x25, 50x30, 50x36, 60x36

3 POD: 74x25, 74x30, 74x36

4 POD: 49x49, 60x60

(NOT Available in Stainless Steel)

DESK PODS: 74x25

*All available on Glides or Casters (Desk Pods on Glides only)

*Heights vary from 36"–38.5" Depending on Top & Base Type

* 60x60 Top Size is Split Maple Butcher Block



SCAN FOR MORE INFO

1 POD CONFIGURATIONS & POD TYPES (24" W x 24" D)



3 Locking Drawers



6 Locking Drawers



Padlockable Double Doors w/ Shelf

2 POD CONFIGURATIONS (Shown w/ 50x25 Shop Top) - (48" W x 24" D)



3 Drawer/Double Door



6 Drawer/3 Drawer



6 Drawer/Double Door



Double Door/Double Door




3 Drawer/3 Drawer



6 Drawer/6 Drawer

Scan or click
for additional
products

POD CONFIGURATIONS

 3 POD CONFIGURATIONS (Shown w/ 74x25 Shop Top) - (72" W x 24" D)



3 Drawer / 3 Drawer / 3 Drawer



6 Drawer / 3 Drawer / Double Door



6 Drawer / 6 Drawer / 6 Drawer




Double Door / 3 Drawer /
Double Door



Double Door / 6 Drawer /
Double Door



Double Door / Double Door /
Double Door

 4 POD CONFIGURATIONS (Shown w/ 49x49 Shop Top) - (48" W x 48" D)



3 Drawer / Double Door / 6 Drawer / Double Door



Double Door / Double Door / Double Door / Double Door



 DESK POD CONFIGURATIONS (Shown w/ 74x25 Shop Top) - (72" W x 24" D)



Double Door / 3 Drawer



Double Door / 6 Drawer



Double Door / Double Door

Scan or click
for additional
products

FINISH OPTIONS

FEET OPTIONS:



Glides
(Elevated Base)



Casters

TOP OPTIONS:

1" FOOD GRADE STAINLESS STEEL:




(304)

NEW!

1.5" SHOP TOP:



1.5" UV COATED BUTCHER BLOCK:



Maple

STOOL OPTIONS:

24" BACKLESS METAL STOOL COLORS: (CAN NOT MAGNET MOUNT)



Raw Steel

Purple

Storm Cloud

Black

White

Silver



Teal Blue

Red

Yellow

Royal Blue

Green

Orange

24" HIGH BACK STOOL OPTIONS: (DO NOT MAGNET MOUNT)



Purple

Orange

Green

Black

Yellow

Mint Green

White

Copper

Silver

Red

Teal Blue

Royal Blue

Distributed by
 Learning Labs, Inc.

1-800-334-4943
www.LLI.com

Scan or click
for additional
products