

LEARNING AT HOME WITH MAKEY MAKEY



STEM activities created with kids in mind to encourage playful learning, tinkering, creativity, and invention for everyone at home.

[Get a Makey Makey for home](#)

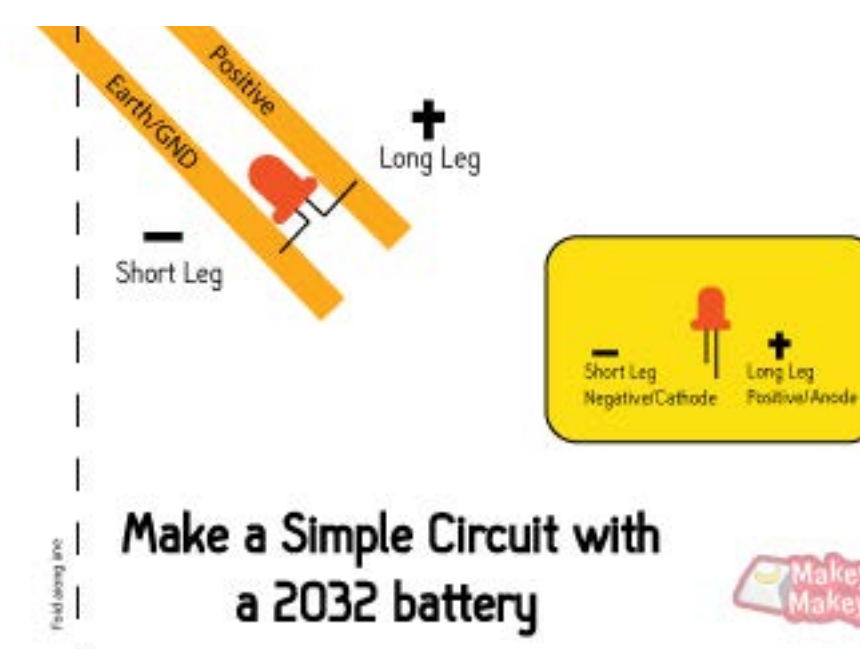
Lesson Description

At Home Learning Link

Learning Objective

Lesson 1: Craft a Circuit

Learn how to hack a tea light to craft a simple paper circuit!




<https://makeymakey.com/blogs/how-to-instructions/lesson-one-simple-circuit>

Learn how things work by taking something apart and building your own circuit to light up an LED!

Lesson 2: Hands on!

Make a simple sketch of Makey Makey and build a human circuit.



<https://makeymakey.com/blogs/how-to-instructions/lesson-two-hands-on-a-makey-makey>

Understand how Makey Makey works, so you can start building and coding your own inventions.

Lesson 3: What is Conductive?

Create a conductivity testing board so you can ideate materials for inventing!



<https://makeymakey.com/blogs/how-to-instructions/lesson-three-what-is-conductive>

Create a science experiment with things around your house. Make observations that energy can be transferred from place to place by electric currents.

Lesson 4: Draw an Instrument

Draw your own instrument, plug it in to various piano apps and play your drawing!



<https://makeymakey.com/blogs/how-to-instructions/lesson-four-draw-a-playable-instrument>

Create, design, and draw a basic circuit layout while learning to debug and problem solve.

LEARNING AT HOME WITH MAKEKEY MAKEKEY



STEM activities created with kids in mind to encourage playful learning, tinkering, creativity, and invention for everyone at home.

[Get a Makekey Makekey for home](#)

Lesson Description

At Home Learning Link

Learning Objective

Lesson 5: Code Key Presses in Scratch

Learn more Scratch and start coding projects to play with your Makekey Makekey.



<https://makekeymakekey.com/blogs/how-to-instructions/lesson-ve-code-your-key-presses-in-scratch>

Develop plans that describe a program's sequence of events, and expected outcomes so you can make your own software to go with your Makekey Makekey.

Lesson 6: Craft and Code Stories in Scratch

Craft a city out of cardboard, or draw a city to make an interactive poster.



<https://makekeymakekey.com/blogs/how-to-instructions/lesson-six-interactive-story-city-diorama-or-poster>

Use narrative techniques, to develop experiences and events in a coded project.

Lesson 7: Code Two-Player MakeCode Arcade Game

Learn to code Makekey Makekey games in MakeCode Arcade for two players!




<https://makekeymakekey.com/blogs/how-to-instructions/lesson-seven-code-key-presses-with-makecode-arcade>

Learn to remap Makekey Makekey and use MakeCode Arcade to code games for two players.

Lesson 8: Draw and Code a Poem Generator

Delve a little further into coding to craft and tinker with literacy.



<https://makekeymakekey.com/blogs/how-to-instructions/lesson-eight-draw-and-code-a-poem-generator>

Use lyrical words and phrases and sensory language to create poetic experiences.