




# CNC Plasma Cutters



1-800-956-4056

## FabBot CNC Plasma




**FabBot Platform Series Plasma Models**  
Each of the CNC Plasma cutters below include Control Computer, CAD/CAM software, ATH, Hypertherm 45XP Plasma system, and training tutorials. 110V 20 A machine 240 V 50A plasma cutter  
The floor space is about 2' larger than the work area.

FabBotP 48" x 20"(fits through36"door)	\$13,999.00
FabBotP 48" x 48"	\$14,999.00
FabBotP 48" x 96"	\$17,999.00

- Key Points:**
- \*Entry Level low cost system made of structural Alumin
  - \*Only model without a watertable
  - \*Can make anything that higher end can make
  - \*Easiest model to get up stairs due to lighter weight
  - \*Complete Turnkey package
  - \*Best in it's comparable price class
  - \* Automatic Torch Height
  - \* Magnetic Break-Away
  - \* Ohmic touch off and automatic Voltage setting
  - \*Tutorials available
  - \* Most popular for those on a tight budget
  - \*Single Source 3 year, on-site, parts & labor warranty

## Titan CNC Plasma



**Titan Series Plasma Models**  
The Titan Plasma cutters are cost effective heavy duty machines made of structural aluminum and come standard with a water table. The floor space is about 2' larger than the work area. This is a great model for upstairs and other installations requiring special handling since they are lighter weight than steel.

TitanP 24" x 20"(fits through36"door)	\$15,999.00
TitanP 48" x 20"(fits through36"door)	\$18,999.00
TitanP 48" x 48"	\$21,999.00
TitanP 48" x 96"	\$24,999.00
TitanP 60" x 120"	\$28,999.00

- Key Points:**
- Heavier Duty than FabBot
  - \*Watertable Included
  - \*Can make anything that higher end can make
  - \*Easiest model to get up stairs due to lighter weight
  - \*Able to be disassembled to get through narrow doors
  - \*Complete Turnkey package
  - \*Best in it's comparable price class
  - \* Automatic Torch Height
  - \* Magnetic Break-Away
  - \* Ohmic touch off and automatic Voltage setting
  - \*Tutorials available
  - \* Most popular for difficult installations due to the building
  - \*Single Source 3 year, on-site, parts & labor warranty

## MakerFab CNC Plasma



**Maker-Fab Series Plasma Models**  
The Maker-Fab Plasma cutters are cost effective heavy duty machines made of a welded steel frame with integrated Water Table. The extra rigidity is great for handling the abuse of students and will last for many years.

PMF 24" x 20"(fits through36"door)	\$20,999.00
PMF 48" x 20"(fits through36"door)	\$23,999.00
PMF 48" x 48"	\$26,999.00
PMF 48" x 96"	\$29,999.00
PMF 60" x 120"	\$32,999.00

- Key Points:**
- \*Watertable Included
  - \*Can make anything that higher end can make
  - \*Heavy Duty Welded Structural steel construction
  - \*Complete Turnkey package
  - \*Best in it's comparable price class
  - \* Automatic Torch Height & Magnetic Break-Away
  - \*Ohmic touch off and automatic Voltage setting
  - \*Tutorials available
  - \*Most popular high school model
  - \*Single Source 3 year, on-site, parts & labor warranty

## HS Series CNC Plasma




**HS Series Plasma Models**  
The HS-Series Plasma cutters are heavier duty machines made with a larger tubular welded steel frame with integrated Water Table. The extra rigidity is great for handling the abuse of students and will stand the test of time with 24/7 commercial use. It's Closed loop HyBrid Servo control assures accuracy at the fastest speeds.


HSPB 24" x 24"	\$24,999.00
HSPB 48" x 24"	\$27,999.00
HSPB 48" x 48"	\$31,999.00
HSPB 48" x 96"	\$35,999.00
HSPB 60" x 120"	\$39,999.00

- Key Points:**
- \*Watertable Included
  - \*Complete Turnkey package
  - \*All of the features of the Maker-Fab
  - \*Adv. Closed Loop Hybrid Servos for Fastest Reliable Cut
  - \*Heaviest Duty Welded Structural steel const. under \$50K
  - \*Most popular CTE model and commercial use
  - \*Single Source 3 year, on-site, parts & labor warranty

# Convert-A-Table PLASMA CUTTER / ROUTER



With Plasma Configuration



With Router configuration

## Convert-A-Table CNC Router / Plasma Models

MCAT 24" x 20" (fits through 36" door)	\$21,999.00	Includes: Plasma water table, router clamping table, 3-1/2HP router, Powermax 45, Automatic Torch height, Break-a-way system, welded steel stand, dust hood, CAD/CAM, Control computer, computer arm, and starter set of bits and deluxe clamp set. Powermax 45 requires 240V/50A, the rest of the machine Operates on 110V 30A 8." Z Travel Floor space 2' greater than work area.
MCAT 48" x 20" (fits through 36" door)	\$24,999.00	
MCAT 48" x 48"	\$28,999.00	
MCAT 48" x 96"	\$31,999.00	
MCAT 60" x 120"	\$34,999.00	


Convert-A-Table easily changes from a CNC Router to a CNC Plasma cutter. This is a great option if you have very limited space and only need one function at a time. The disadvantages are that you only have one machine instead of 2 and these machines can not have a vacuum table system due to the conversion between router and plasma. The 48"X20" machine makes it possible to fit through a standard 36" door. With this heavy duty frame that can plow through wood with the robust 3-1/4HP router while the water table is sealed off. Remove the router table and you have the water table for plasma cutting. No other machine is designed to correctly do both Routing and Plasma cutting well. Conversion between the 2 functions takes less than 10 minutes.

## Hypertherm Plasma Cutters Upgrades

Powermax 45 Pierce 1/2" steel and cut up to 7/8"	Comes standard	- <b>Best option for most</b>
Powermax 65 Pierce 5/8" steel and cut up to 1"	\$1,500.00 upgrade	
Powermax 85 Pierce 3/4" steel and cut up to 1-1/2"	\$2,500.00 upgrade	
Powermax 105 Pierce 7/8" steel and cut up to 2"	\$4,500.00 upgrade	
Optional Torch slip touch off detection	\$1,999.00	
Optional Engraving head	\$2,997.00	
Optional HVAC Software	\$5,997.00	
6" pipe Cutter w/Adv pipe CAD/CAM	\$8,500.00	
5 Stage Desiccant Drying System	\$ 999.00	
Dust Control Comp. Security Cabinet	\$ 999.00	
Router Dust Collection Kit	\$ 999.00	


Distributed by:

# CNC PLASMA TABLES



A machine for organizations of every size:

Small Shop	Large Enterprise
School	Fabrication Shop
Farm	Research Lab



**Hypertherm**  
Authorized Partner